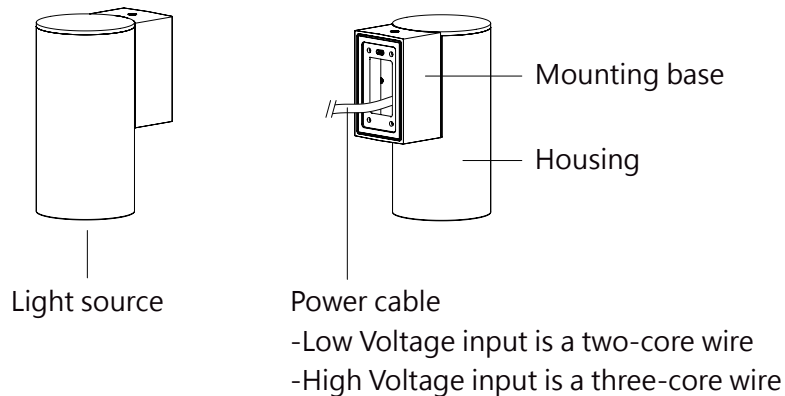


# RWB 20W

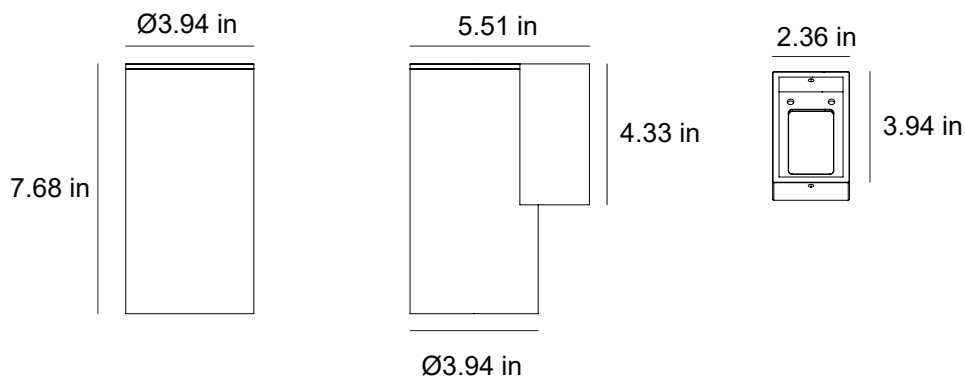
## SURFACE MOUNTING WALL LIGHT



### 1.Exterior details



### 2.External dimension(mm)



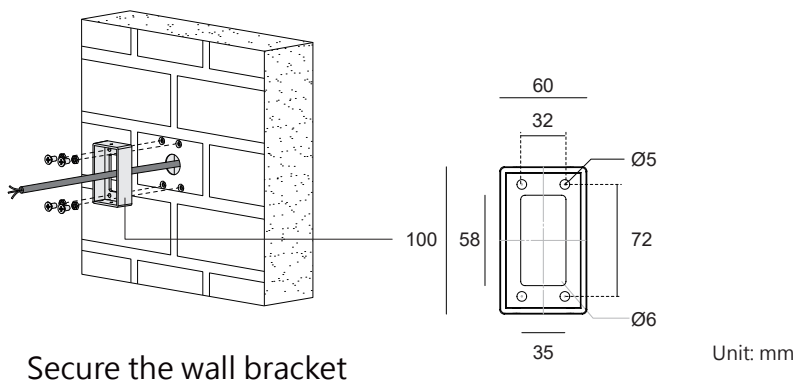
### 3.Specifications

#### 3.1 Material specifications:

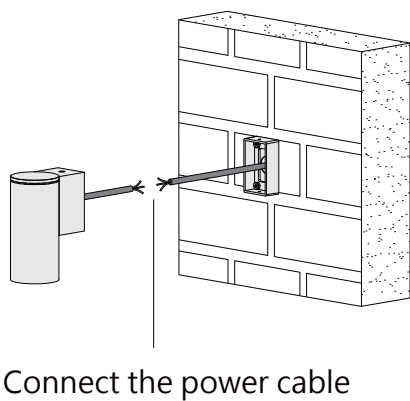
Housing Material:	ADC12# Die-casting aluminum
Painting:	Powder coating, T= 60-80 $\mu$ m. Adhesion of ISO class 1/ASTM class 4B
Reflector:	OPTICS reflector. efficiency $\geq$ 85%
Operating Temperature:	-20°C~40°C
Power Cable:	120V: SJOW 3 $\times$ 1.0mm <sup>2</sup> , L=0.3m

4.Installation steps

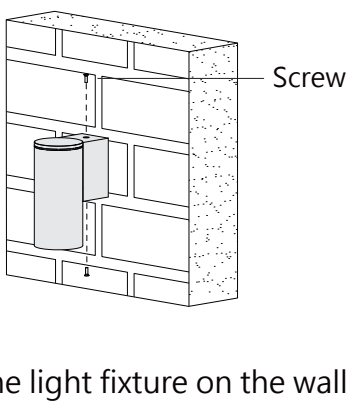
Step 1



Step 2



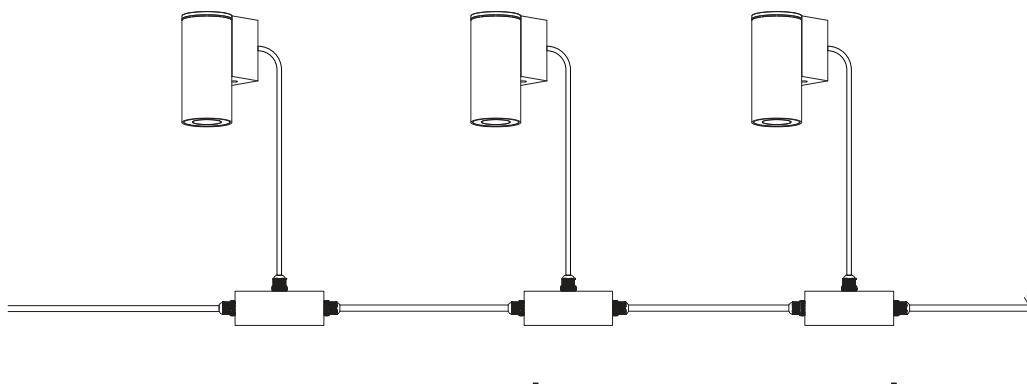
Step 3



## 5.Wiring diagram

High voltage on/off fitting:refer to the following recommended wiring method

Example of wiring:



Luminoso LED Inc.

TEL: (305) 364-8099

Email: [info@luminosoled.com](mailto:info@luminosoled.com)

Website: [www.luminosoled.com](http://www.luminosoled.com)

9800 NW 78th Ave,  
Hialeah Gardens, FL 33016

